



The number of employees and hours worked in the temporary employment continues to rise in 2024

At the end of 2024, Temporary employment agency activities employ 7,808 people (including 130 permanent staff)¹, almost a thousand more than the previous year (+13.5%). Temporary agency workers account for 12.9% of the total private sector workforce (+1.1 percentage points compared to 2023). The number of hours worked in temporary employment exceeds 11 million in cumulative terms over the twelve months of the year for the first time. This volume corresponds to 10.6% of the total hours worked in the private sector as a whole.

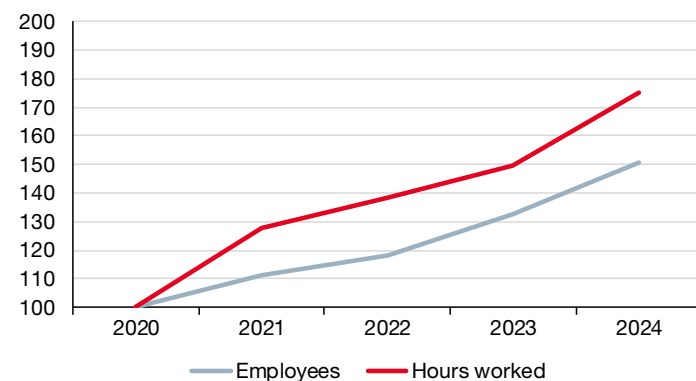
Over the recent period, both the number of employees and the number of hours worked have continued to rise in temporary employment. Since 2020, the number of employees in Temporary employment agency activities has risen by 50.7%, i.e. more than 2,600 additional workers. At the same time, the volume of hours worked has grown even more sharply (+74.9%), increasing by almost 5 million over five years. While these trends reflect the general growth of private sector, they are much more marked in temporary employment: over the same period, the private sector as a whole recorded a growth of 19.8% in its workforce and of 33.5% in the number of hours worked.

1. Number of employees and cumulative hours worked in temporary employment in 2023 and 2024

	2023	2024	Var 23/24
Temporary agency workers	6,878	7,808	13.5%
including permanent staff	128	130	1.6%
Hours worked in temporary empl.	9,786,775	11,461,119	17.1%

Sources: Temporary work agencies, Caisses sociales de Monaco, Monaco Statistics

2. Change in the number of employees and hours worked in temporary employment (index based 100 in 2020)

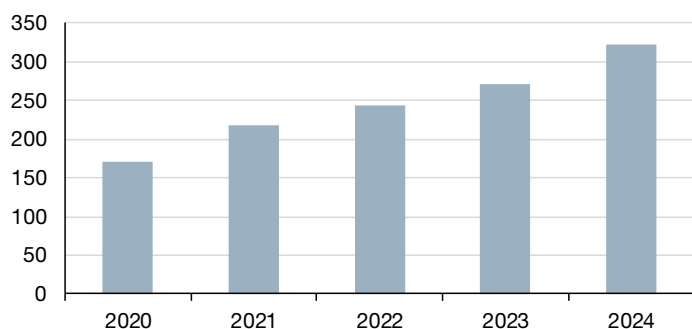


Reading: The number of employees in temporary employment increased by 50.7% between 2020 and 2024 (index 150.7 in 2024); the number of hours worked increased by 74.9% over the same period (index 174.9).

Sources: Caisses sociales de Monaco, Monaco Statistics

Temporary employment revenue has almost doubled in five years

3. Change in the revenue of temporary employment



Unit: million euros

Sources: Department of Tax Services, Monaco Statistics

The revenue generated by the 18 temporary work agencies listed in the Trade and Industry Register reaches €321.7 million for 2024, up 19.0% on 2023.

Over the last five years, the turnover in this sector has almost doubled (+88.5%). At the same time, the total revenue in the Principality (excluding Financial and insurance activities) has increased by 47.6%.

¹ This section considers employees and hours worked in the subclass 78.20Z: Temporary employment agency activities of the French Nomenclature of Activities at the end of the year under consideration, regardless of the sector in which the temporary assignment is carried out. The 130 permanent employees of the 18 temporary work agencies in the Principality are also included in this population, although they do not have temporary status.

- 6,843 men and 964 women make up the temporary workforce in 2024, representing a proportion of 87.6% male employees. In total private employment, men account for 62.1% of the workforce.
- Temporary workers are, on average, younger than the overall private sector workforce (40.1 years old compared to 42.4 years) and almost all live outside the Principality (i.e. 98.8%).
- Portuguese nationals are over-represented in temporary employment (19.3% of the workforce compared with 7.1% in total). Conversely, the French are under-represented (38.8% versus over 60%).

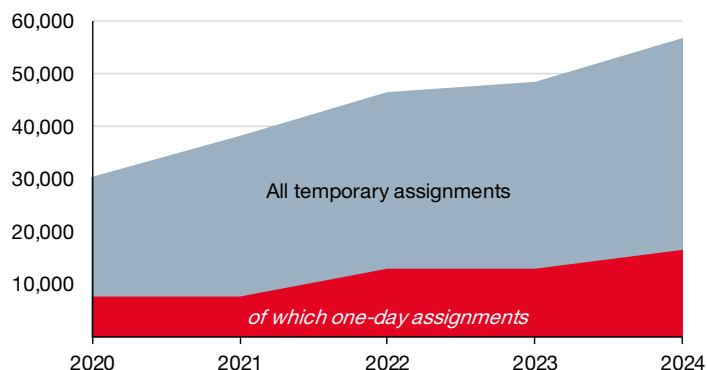
Nearly 57,000 temporary assignments over the year, up 17.4% on 2023

4. Number of assignments and days worked in temporary employment in 2023 and 2024

	2023	2024	Var 23/24
Number of temporary assignments	48,250	56,654	17.4%
Days worked in temporary empl.	2,249,484	2,580,411	14.7%

Sources: Temporary work agencies, Monaco Statistics

5. Change in the number of temporary assignments and single-day temporary assignments



Sources: Temporary work agencies, Monaco Statistics

In 2024, 56,654 temporary assignments were carried out, generating almost 2.6 million days worked over the year. The number of assignments and days is up sharply on 2023, by 17.4% and 14.7% respectively.

Of all contracts completed during the year, 29.5% lasted a single day (up 2.6 percentage points on the previous year). 18.5% of assignments lasted between two and seven days, and 32.0% more than 30 days.

The number of temporary assignments has nearly doubled over the past five years. After stagnating at a low level between 2020 and 2021, single-day contracts followed the same trend. These short-term assignments are traditionally concentrated in the Food and beverage service activities: since 2022, more than half of single-day contracts were carried out in this sector, reaching up to a 58.0% proportion that year.

Construction sector accounts for 42.1% of temporary assignments and 66.9% of days worked

The Construction sector remains the largest user of temporary work in the Principality: in 2024, more than 4 out of ten assignments are undertaken by companies in this major economic sector (MES), accounting for more than two-thirds of the total days worked in temporary employment over the year. These assignments were mainly carried out in Specialised construction activities (which include in particular Masonry works and building structural works).

With more than 20% of the 2024 contracts, Accommodation and food service activities rank second in terms of the number of temporary assignments. However, their share of days worked is below 2%, due to the predominance of short-term contracts and 'extra' assignments. Within this MES, Food and beverage service activities account for nearly all of the temporary staff.

Scientific and technical activities, administrative and support service activities carry out 13.9% of assignments in 2024, with an almost equal share of days worked.

Real Estate activities, Financial and insurance activities and Information and communication remain the three sectors that make the least use of temporary work.

6. Breakdown of the temporary assignments and days worked by sector of the user company in 2024

	Share of assignments	Share of days
Construction	42.1%	66.9%
<i>of which Specialised construction activities</i>	33.5%	54.3%
<i>of which Construction of buildings</i>	7.1%	9.9%
Accommodation and food service activities	20.4%	1.7%
<i>of which Food and beverage service act.</i>	18.7%	1.4%
Scientific and technical activities, administrative and support service activities	13.9%	13.1%
<i>of which Services to buildings and landscape activities</i>	4.9%	1.9%
<i>of which Security and investigation activities</i>	3.6%	2.8%
<i>of which Architectural and engineering activities; technical testing and analysis</i>	2.0%	4.6%
Retail trade	8.4%	3.2%
Manufacturing, mining and quarrying, and others industries	4.4%	6.0%
Other service activities	3.5%	2.0%
Public administration, education, human health and social work activities	1.9%	1.3%
Transportation and storage	1.4%	1.2%
Wholesale trade	1.2%	1.2%
Information and communication	1.1%	1.9%
Financial and insurance activities	1.0%	1.0%
Real Estate activities	0.9%	0.6%
TOTAL	100%	100%

Sources: Temporary work agencies, Monaco Statistics

Sources: The analyses presented in this Focus come from two separate sources:

- statistics on the salaried population and hours worked are based on December data supplied by the Caisses sociales de Monaco;
- statistics relating to assignments are based on data collected by Monaco Statistics from the 18 temporary work agencies operating in Monaco in 2024.

The revenue mentioned comes from the Department of Tax Services.

Assignments: All assignments with an end date in the year under consideration are taken into account, regardless of the number of hours worked.

